

Scaled data based on original data using
LM-79-08 Approved Method: Electrical and Photometric Measurements of Solid-
State Lighting Products

Test Report Prepared for
Cooper Lighting Solutions
(formerly Eaton)

Brand: McGRAW-EDISON

Report Number: P193890

Luminaire Tested: **GLEON-AF-02-LED-E1-T2-8030-600**

Issue Date: 3/3/2020

Test Information

Test Method: LM-79-08
Report Number: P193890
TEST IS SCALED FROM IESNA LM-79-08 TEST DATA (P24139)
Test Lab: INNOVATION CENTER P2
Issue Date: 3/3/2020
Manufacturer: COOPER LIGHTING SOLUTIONS (FORMERLY EATON)
Product Line: MCGRAW-EDISON
Catalog Number: GLEON-AF-02-LED-E1-T2-8030-600
Description: GALLEON AREA AND ROADWAY LUMINAIRE
(2) 80 CRI, 3000K, 615mA LIGHTSQUARES WITH 16 LEDS EACH AND TYPE II OPTICS
Light Source: -
Ballast/Driver: ELECTRONIC DRIVER

Summary

Lumens per Lamp: N/A
Luminaire Lumens: 6425 lumens
Efficiency: N/A
Efficacy: 97.3 lumens/watt
Luminous Opening: Rectangular (W 0.5' x L: 1' x H: 0')
IES Classification: Type II - Medium - Full Cutoff
BUG Rating: B1 - U0 - G2

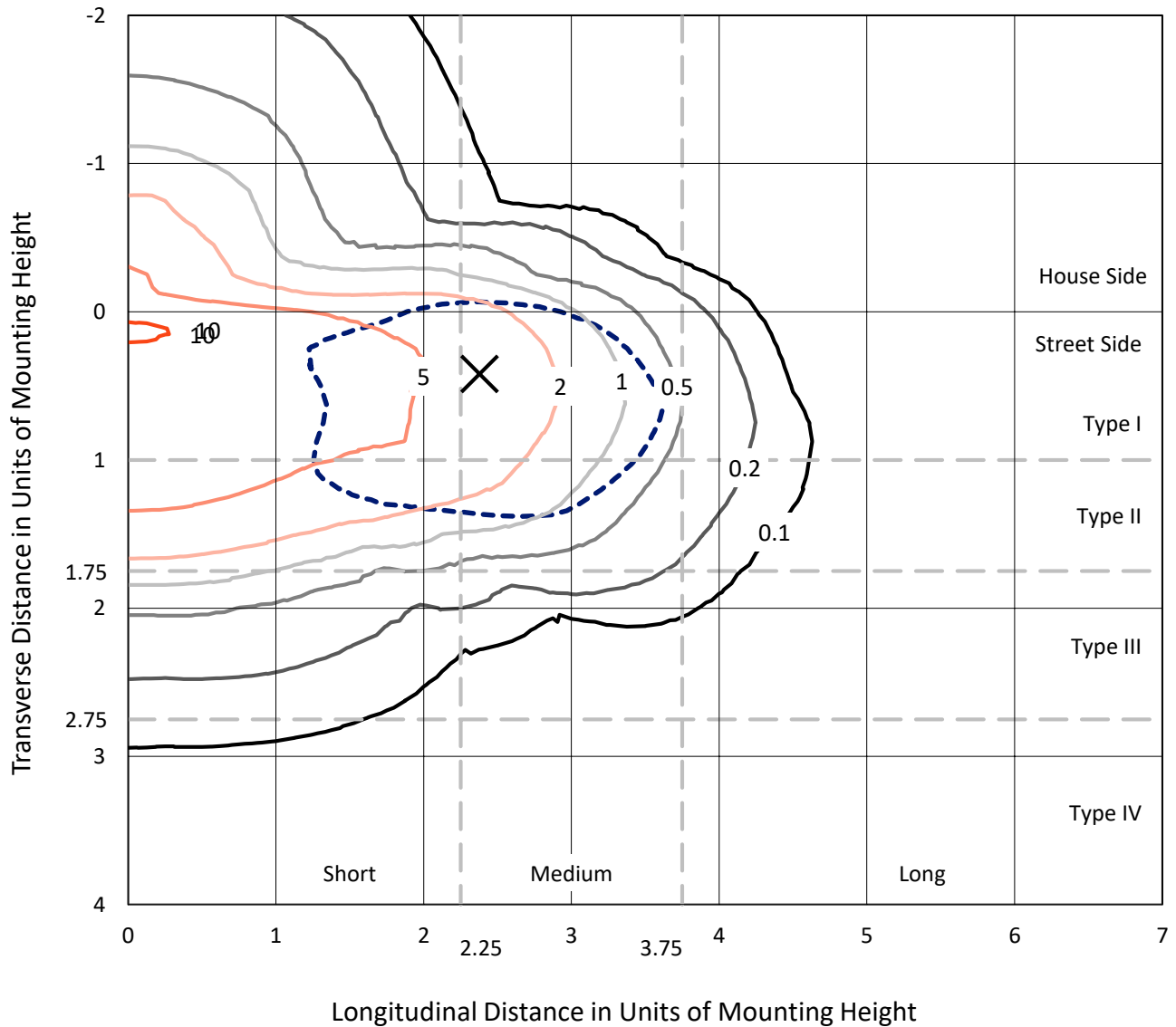
Input Watts (W): 66
Input Voltage (V): NR
Input Current (Ain): NR
Voltage Rise (V): NR
Power Factor: NR
Total Harmonic Distortion (THDi): NR
Frequency (hertz): 60
Stabilization Time: NR
Operation Time: NR
Ambient Temperature (°C): NR
Test Distance: 25 FT



REPORT NUMBER: P193890
 CATALOG NUMBER: GLEON-AF-02-LED-E1-T2-8030-600

Iso-Footcandle Lines of Horizontal Illumination

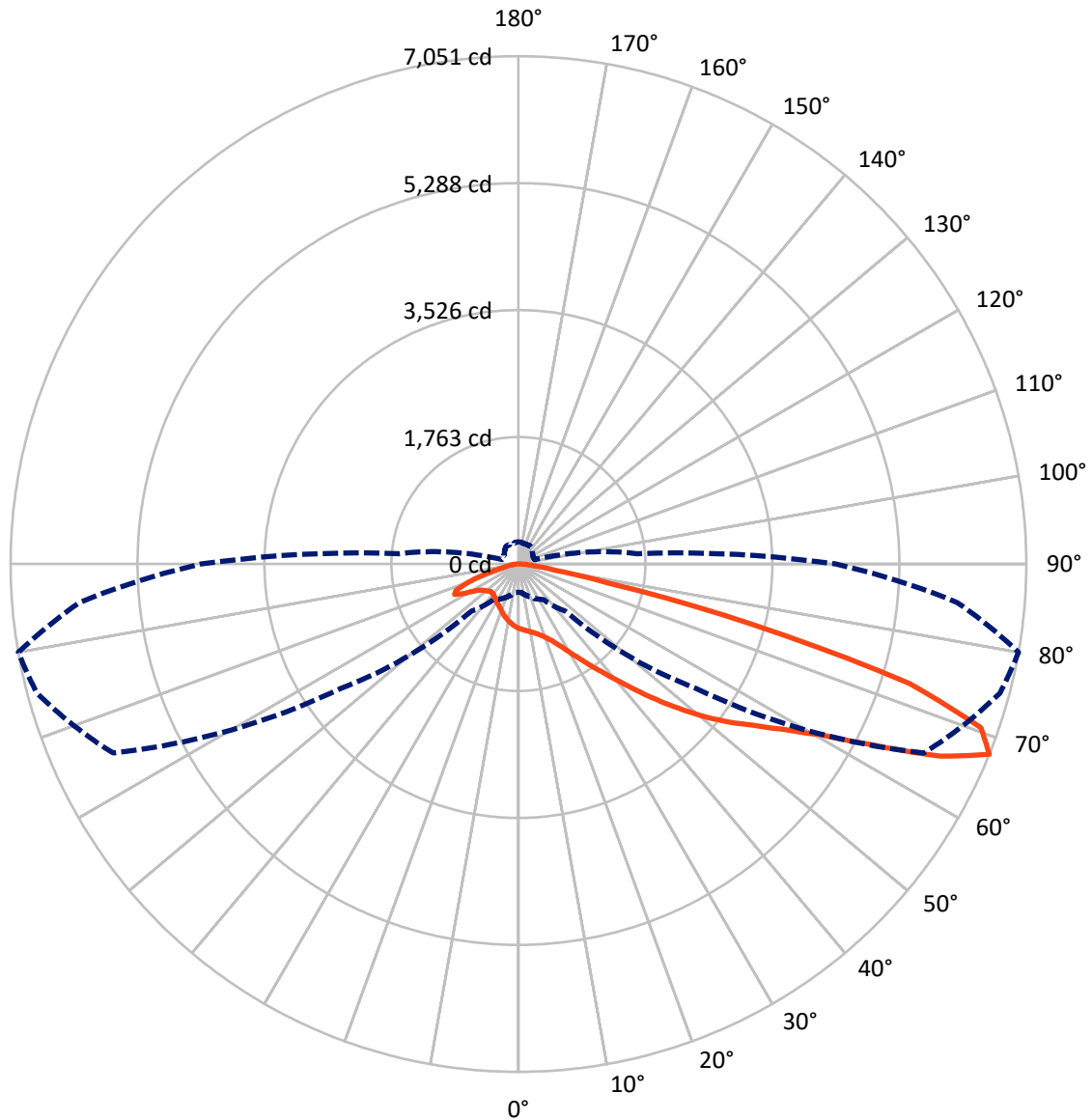
× Max cd
 - - - 1/2 Max cd



Based on 10 foot mounting height. Maximum calculated value = 10.8 fc
 Type II - Medium - Full Cutoff

REPORT NUMBER: P193890
CATALOG NUMBER: GLEON-AF-02-LED-E1-T2-8030-600

Luminous Intensity Polar Plot



— Vertical Plane Through 80-Deg Lateral - - - Horizontal Cone Through 67.5-Deg Vertical

REPORT NUMBER: P193890

CATALOG NUMBER: GLEON-AF-02-LED-E1-T2-8030-600

FLUX DISTRIBUTION:

		Downward	Upward	Total
House Side	Lumens	1183.2	0.0	1183.2
	% Fixture	18.4	0.0	18.4
Street Side	Lumens	5241.8	0.0	5241.8
	% Fixture	81.6	0.0	81.6
Total	Lumens	6425.0	0.0	6425.0
	% Fixture	100.0	0.0	100.0

Coefficient of Utilization

ZONAL LUMENS:

Zone	Lumens	% Fixture
0°-10°	82.3	1.3
10°-20°	237.2	3.7
20°-30°	392.6	6.1
30°-40°	642.2	10.0
40°-50°	1036.9	16.1
50°-60°	1497.0	23.3
60°-70°	1652.0	25.7
70°-80°	761.5	11.9
80°-90°	123.2	1.9
90°-100°	0.0	0.0
100°-110°	0.0	0.0
110°-120°	0.0	0.0
120°-130°	0.0	0.0
130°-140°	0.0	0.0
140°-150°	0.0	0.0
150°-160°	0.0	0.0
160°-170°	0.0	0.0
170°-180°	0.0	0.0
0°-90°	6425.0	100.0
0°-180°	6425.0	100.0



REPORT NUMBER: P193890

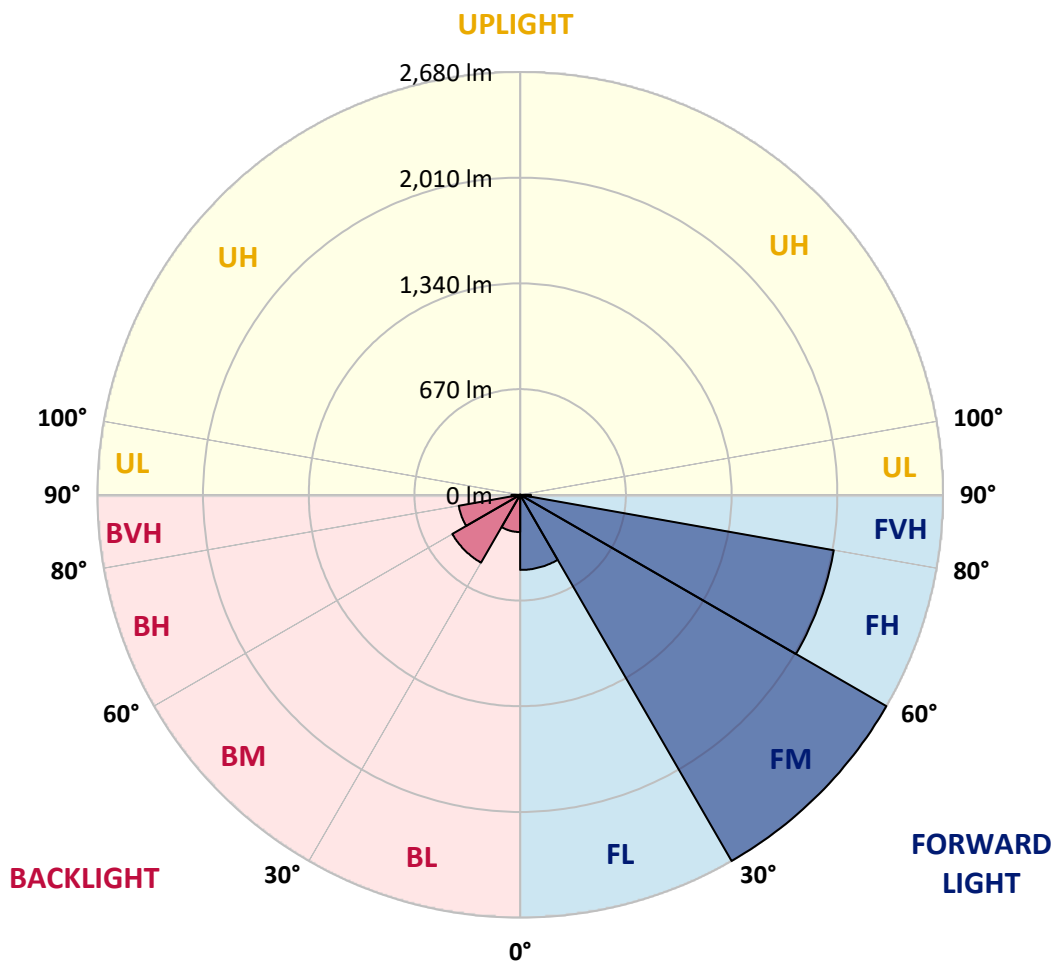
CATALOG NUMBER: GLEON-AF-02-LED-E1-T2-8030-600

LUMINAIRE CLASSIFICATION SYSTEM LUMEN TABLE AND BUG RATING:

Zone	Lumens	% Fixture	Zone Rating/Lumen Limit		
			B	U	G
FL (0°-30°)	476.1	7.4			
FM (30°-60°)	2679.7	41.7			
FH (60°-80°)	2018.3	31.4			G2/5000
FVH (80°-90°)	67.7	1.1			G1/100
BL (0°-30°)	236.1	3.7	B1/500		
BM (30°-60°)	496.4	7.7	B1/1000		
BH (60°-80°)	395.3	6.2	B1/500		G1/500
BVH (80°-90°)	55.5	0.9			G1/100
UL (90°-100°)	0.0	0.0		U0/0	
UH (100°-180°)	0.0	0.0		U0/0	

BUG Rating: B1-U0-G2

Type II Medium





REPORT NUMBER: P193890

CATALOG NUMBER: GLEON-AF-02-LED-E1-T2-8030-600

CANDELA DISTRIBUTION (FULL):

	0°	5°	15°	25°	35°	45°	55°	65°	75°	80°	85°
0°	892.6	892.6	892.6	892.6	892.6	892.6	892.6	892.6	892.6	892.6	892.6
2.5°	976.4	970.7	971.7	970.1	965.4	957.1	948.3	932.2	915.4	906.5	899.6
5°	1058.0	1056.5	1054.3	1049.2	1037.2	1020.1	998.9	970.4	939.7	923.6	908.1
7.5°	1119.1	1118.1	1115.3	1112.1	1100.4	1079.9	1047.9	1007.4	962.8	940.7	916.7
10°	1124.2	1125.7	1128.0	1136.5	1138.1	1127.0	1094.4	1045.4	986.9	958.4	927.7
12.5°	1081.1	1084.6	1093.2	1115.0	1138.1	1151.7	1134.9	1085.3	1015.0	980.6	941.6
15°	1024.2	1026.1	1036.5	1066.6	1108.0	1150.1	1165.9	1129.2	1051.4	1009.0	962.5
17.5°	999.8	1000.8	1008.1	1028.0	1066.6	1126.7	1183.3	1177.0	1096.0	1044.4	988.1
20°	987.5	989.7	1000.2	1019.8	1044.1	1096.6	1185.8	1228.5	1149.1	1088.7	1020.4
22.5°	1022.6	1021.7	1025.5	1035.3	1055.8	1087.5	1183.9	1281.7	1216.8	1145.7	1062.5
25°	1104.5	1108.0	1101.4	1090.3	1097.0	1119.1	1194.1	1339.2	1301.6	1218.7	1117.5
27.5°	1221.3	1217.8	1208.0	1182.0	1168.4	1177.9	1227.6	1401.2	1406.9	1314.9	1190.3
30°	1337.7	1334.8	1325.3	1293.7	1265.9	1258.0	1292.7	1472.4	1532.5	1430.3	1279.5
32.5°	1458.5	1455.3	1446.5	1414.8	1381.3	1363.0	1385.4	1554.7	1680.5	1568.3	1384.5
35°	1607.5	1601.5	1582.8	1538.8	1505.9	1491.7	1502.1	1658.1	1851.3	1731.5	1511.9
37.5°	1747.6	1756.8	1737.8	1677.1	1634.4	1629.3	1641.0	1784.3	2035.4	1914.0	1658.4
40°	1888.4	1889.9	1872.9	1823.2	1779.2	1771.0	1800.4	1937.4	2252.7	2132.2	1836.5
42.5°	2033.9	2037.0	2008.2	1962.4	1930.1	1931.7	1965.2	2116.7	2502.0	2389.4	2041.4
45°	2206.2	2211.0	2179.4	2119.3	2089.8	2149.0	2135.1	2317.9	2775.3	2681.7	2276.8
47.5°	2386.5	2393.8	2369.8	2313.5	2276.8	2358.1	2304.9	2540.9	3069.4	2995.1	2535.2
50°	2484.9	2495.3	2518.8	2514.6	2506.7	2493.1	2494.4	2780.0	3372.8	3321.5	2800.9
52.5°	2432.1	2431.8	2517.2	2620.9	2731.6	2739.9	2725.3	3032.1	3656.2	3640.7	3051.1
55°	2190.4	2206.9	2336.2	2537.1	2839.5	3028.3	3071.3	3320.9	3934.5	3952.6	3305.1
57.5°	1788.1	1801.7	1976.3	2256.2	2694.0	3199.8	3563.5	3740.7	4245.8	4329.9	3643.2
60°	1212.7	1229.2	1414.2	1750.4	2302.4	3104.2	4032.0	4489.7	4618.4	4809.8	4117.7
62.5°	712.6	727.5	878.4	1104.2	1621.1	2660.5	4237.6	5555.3	5210.2	5533.8	4841.4
65°	490.6	500.7	574.1	687.3	931.5	1791.9	3982.6	6291.0	6120.9	6430.8	5680.6
67.5°	394.8	393.5	451.7	528.9	599.7	923.9	3011.6	6207.8	6921.8	7051.1	6116.1
70°	325.2	323.9	363.4	427.3	479.2	520.3	1640.4	5238.7	6758.5	6811.0	5715.0
72.5°	272.0	273.3	298.6	346.0	393.2	391.9	720.9	3685.3	5316.8	5679.9	4555.8
75°	229.6	230.3	247.0	280.6	319.2	315.7	391.0	1996.5	3090.6	3343.4	2525.4
77.5°	195.5	196.1	206.9	225.5	253.0	251.8	285.3	862.6	1289.3	1273.5	863.8
80°	174.3	174.3	179.3	182.8	198.0	192.3	211.6	414.4	545.0	503.2	344.8
82.5°	136.6	137.3	168.3	167.0	155.9	148.7	148.7	244.2	288.8	267.0	201.8
85°	76.9	76.5	108.5	131.0	137.3	104.7	103.7	136.6	157.2	138.5	97.7
87.5°	32.9	33.5	50.3	58.2	77.8	65.2	64.2	70.5	80.0	69.3	45.2
90°	0.0	0.0	0.0	0.0	0.0	0.0	0.0	0.0	0.0	0.0	0.0



REPORT NUMBER: P193890

CATALOG NUMBER: GLEON-AF-02-LED-E1-T2-8030-600

CANDELA DISTRIBUTION (continued):

	90°	95°	105°	115°	125°	135°	145°	155°	165°	175°	180°
0°	892.6	892.6	892.6	892.6	892.6	892.6	892.6	892.6	892.6	892.6	892.6
2.5°	892.9	884.7	866.7	844.2	824.0	810.7	798.7	781.3	782.2	770.2	761.4
5°	892.3	875.2	833.5	783.8	736.0	701.6	675.6	652.2	646.5	635.5	628.8
7.5°	892.9	865.1	794.9	715.5	656.3	612.7	590.5	578.2	575.4	571.6	571.9
10°	895.1	855.9	752.5	651.6	589.6	560.8	555.4	559.2	563.7	564.9	565.2
12.5°	900.2	847.7	706.0	594.7	547.8	539.0	548.2	561.1	569.7	573.8	573.5
15°	911.6	841.4	661.4	550.1	524.8	529.5	546.6	564.9	577.3	583.0	583.3
17.5°	923.9	832.2	615.5	515.9	507.7	519.7	540.9	562.4	577.6	583.9	585.2
20°	940.1	820.8	567.5	490.3	491.5	505.1	525.1	546.6	563.3	568.7	571.3
22.5°	961.3	808.5	525.4	469.4	473.2	483.6	499.1	517.8	532.3	534.9	537.1
25°	989.7	795.2	491.9	450.4	452.0	458.0	468.5	479.5	489.6	486.8	489.0
27.5°	1028.0	783.8	466.9	433.0	430.2	431.4	436.8	440.3	445.7	437.8	438.7
30°	1072.9	771.5	447.6	417.8	409.9	407.7	409.0	410.9	415.0	404.2	402.7
32.5°	1125.1	756.6	429.5	404.6	393.5	389.1	389.7	394.8	410.6	403.9	400.4
35°	1185.8	739.8	410.6	390.0	382.4	376.1	375.5	391.3	438.4	434.3	431.1
37.5°	1257.0	723.1	391.6	373.6	374.2	367.2	365.0	383.0	443.8	427.6	425.4
40°	1347.5	714.2	375.5	356.2	364.1	363.1	358.7	367.9	408.4	378.9	375.1
42.5°	1459.4	715.5	363.4	337.5	352.1	362.2	355.2	355.5	370.1	347.9	344.5
45°	1597.7	730.4	354.9	322.6	338.4	361.2	353.9	348.9	350.2	338.4	336.6
47.5°	1759.0	761.0	348.9	310.3	325.5	357.7	353.6	347.0	344.1	337.8	336.2
50°	1938.3	805.6	344.5	298.6	313.8	352.1	353.9	345.1	341.9	339.4	338.4
52.5°	2114.5	856.6	337.8	288.5	304.6	345.1	354.9	343.2	339.7	337.8	336.9
55°	2310.9	920.1	327.7	279.9	297.0	336.2	354.9	340.3	336.6	336.9	336.6
57.5°	2576.3	1022.9	315.7	272.7	287.8	325.5	348.9	337.2	332.4	332.8	333.1
60°	2991.0	1204.2	301.1	265.4	276.5	312.8	340.7	330.2	325.5	326.7	327.1
62.5°	3600.8	1470.2	282.1	254.6	264.4	299.2	329.3	321.4	316.6	319.8	319.8
65°	4234.7	1704.9	258.7	241.0	251.8	284.4	315.0	310.3	305.6	312.8	312.5
67.5°	4405.2	1652.4	235.3	226.2	239.1	267.9	298.0	295.4	292.9	305.6	304.9
70°	3913.4	1326.6	213.8	211.0	225.2	250.2	279.6	279.6	278.0	287.5	285.3
72.5°	2981.5	940.7	193.3	194.8	209.4	230.9	259.7	261.9	259.4	264.1	262.2
75°	1596.1	538.4	172.7	177.1	189.8	211.3	237.5	239.8	238.2	237.9	238.8
77.5°	530.4	263.2	151.2	158.2	169.2	191.0	214.5	217.9	214.1	213.5	213.2
80°	236.3	165.4	127.5	136.6	146.5	168.0	190.1	192.9	188.8	194.5	187.3
82.5°	151.8	108.8	102.2	112.3	121.8	144.9	165.7	166.4	162.6	188.8	161.0
85°	73.7	67.4	76.9	86.0	94.3	113.9	137.3	137.6	128.1	116.7	112.6
87.5°	36.7	39.2	51.2	59.5	63.6	78.1	100.0	98.1	93.9	85.4	78.8
90°	0.0	0.0	0.0	0.0	0.0	0.0	0.0	0.0	0.0	0.0	0.0

(END OF REPORT)